



Get to the point.

Evoko Room Manager. Touch. Schedule. Meet.



Take the hassle out of booking rooms.

...perhaps you recognize the frustration.

Double bookings. Two different groups claim the room at the same time.

Interrupted meetings. People who knock on the door and wonder “how long you are going to be”.

Difficulties finding an unoccupied room for instant meetings.

The meeting rooms are booked but not used.



Evoko Room Manager ensures that room booking is crystal-clear for everyone, right at the meeting room door.



Evoko Room Manager ensures that room booking is crystal-clear for everyone, right at the meeting room door.



The Evoko Room Manager concept are neat touch-sensitive screens, outside the meeting rooms, synchronized with Microsoft Outlook.

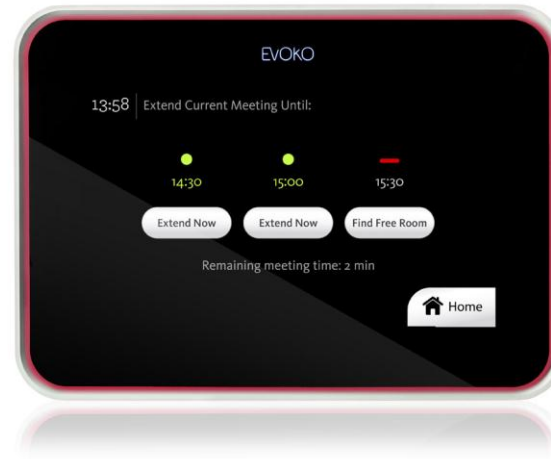
Use Outlook or G-Mail as you have always done, Evoko Room Manager does the rest.

Book from your office, from the Cloud, or directly on the screen.

Due to the support for Microsoft's "Cloud"-application, MS Office 365, Outlook Web Access, and Google Apps for Business as usual.

Or book the meeting directly on the Evoko Room Manager just by a simple touch on the screen.

Bookings made in Evoko Room Manager and Outlook are automatically synchronized.



Green means "Free" and Red means "Occupied"

Crystal clear. Green or red LED background illumination shows at a distance whether the meeting room is free or occupied.

Simple but smart touch menus.



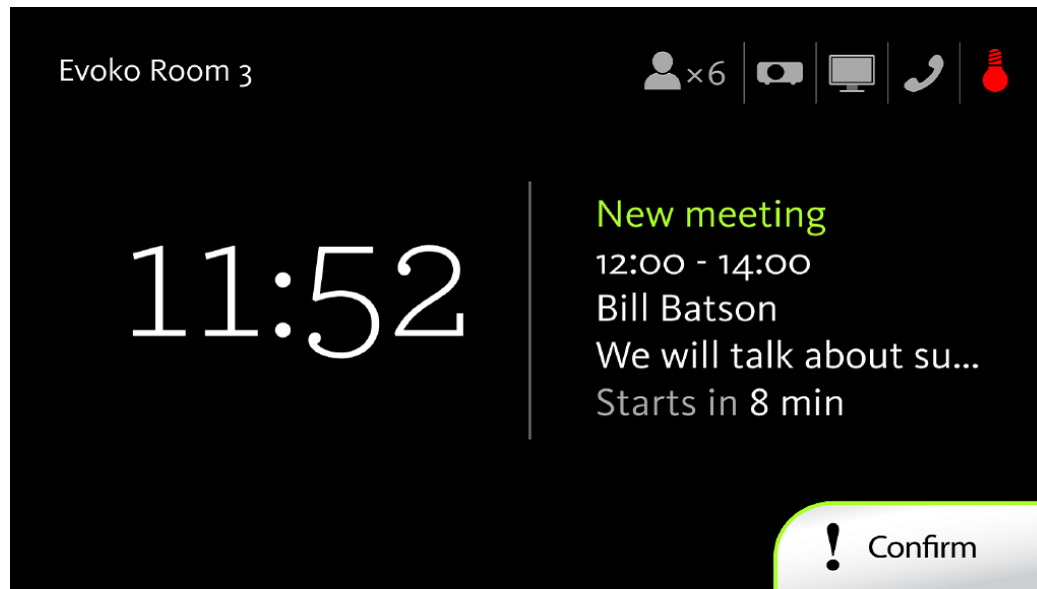
- ✓ Updated overview of bookings
- ✓ Organizer of the current and next meeting
- ✓ How long the current meeting will last
- ✓ How much time is left until next meeting starts
- ✓ The subject field from MS Outlook
- ✓ The name of the room
- ✓ Technical equipment and number of seats

Simple but smart touch menus.



- ✓ Book instant meeting using the touch screen
- ✓ End meeting using the touch screen
- ✓ Extend meeting using the touch screen
- ✓ Confirm start meeting using the touch screen
- ✓ ERM shows free rooms
- ✓ Equipment report function
- ✓ Two levels of Admin log in

Feature Highlight – Confirm meeting start



Many rooms are booked but not used. To avoid this situation enable the Confirm start of Meeting feature and use the meeting rooms more effectively.

Touch "Confirm" when the meeting starts. If the meeting is not confirmed, the Evoko Room Manager screen returns to green light and the room becomes available for booking, in Outlook and direct on the screen.

This is not really a change, it is –
quite simple – an improvement.

You do not need to learn new or complex software: if you know how to use Outlook or G-Mail the rest is easy.

Quick and easy installation without infringement of IT security.

Evoko Room Manager is easy to install. It is the same procedure as adding a new employee on the Exchange/G-Mail Server.

No new or extra server or software is needed which means no infringement of IT security. It is all based on Outlook/G-Mail.

Only one single cable, neat design.

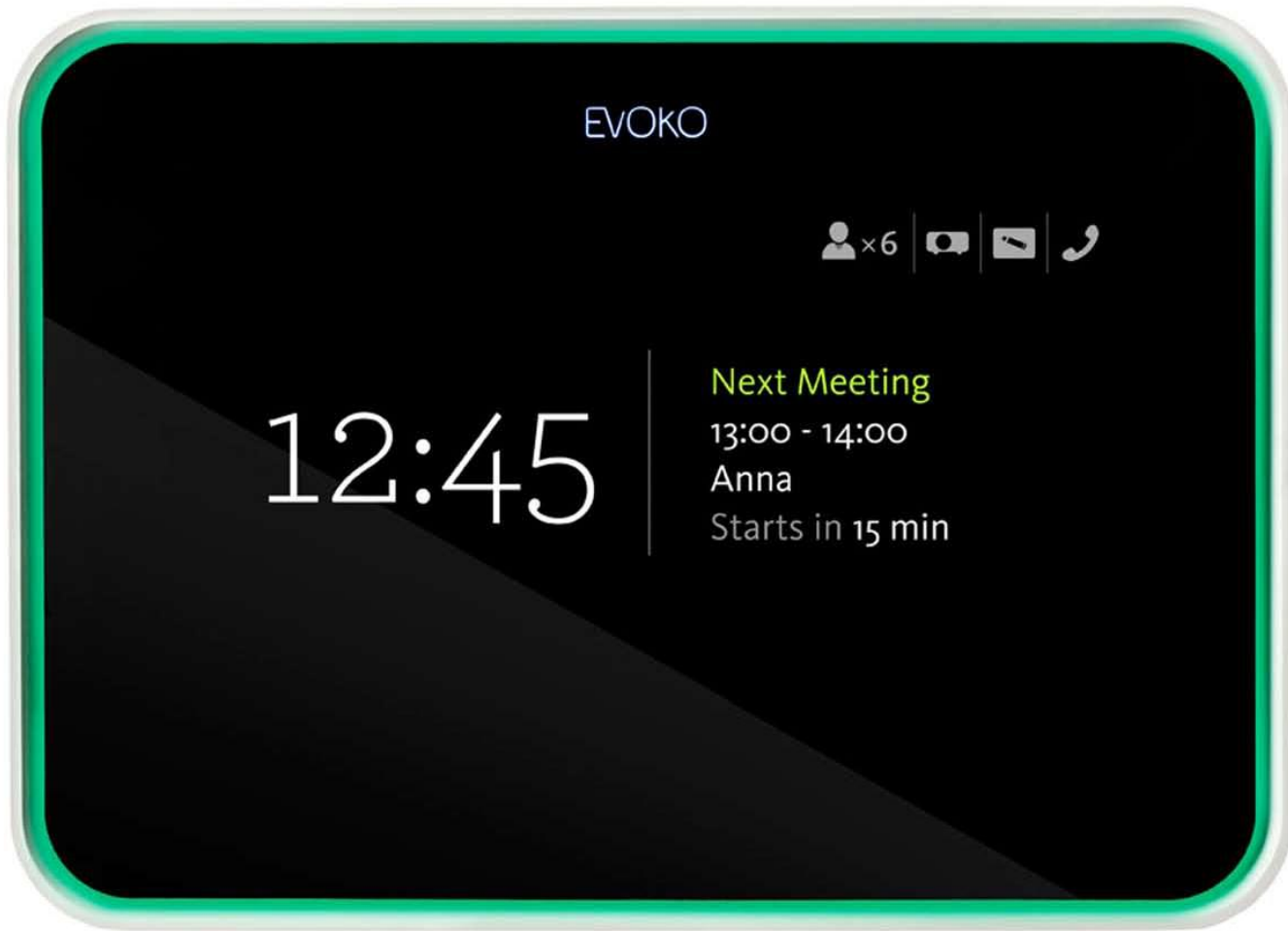
Evoko Room Manager requires only a single cable, the network cable, for communication and power supply – Power Over Ethernet.

Neat 8 inch touch screen. The Evoko Room Manager melds naturally into most meeting room environments.

Easy to install, easy to use.

Everybody wins, from the personnel and the IT manager to the company management who will see the result of a more efficient usage of the meeting rooms.

Touch. Schedule. Meet.



Evoko Meeting Manager
Graphical user interface



newlandmedia
audio visual excellence

Tel: 01670 714416
Fax: 01670 713415

enquiries@newlandmedia.co.uk
www.newlandmedia.co.uk